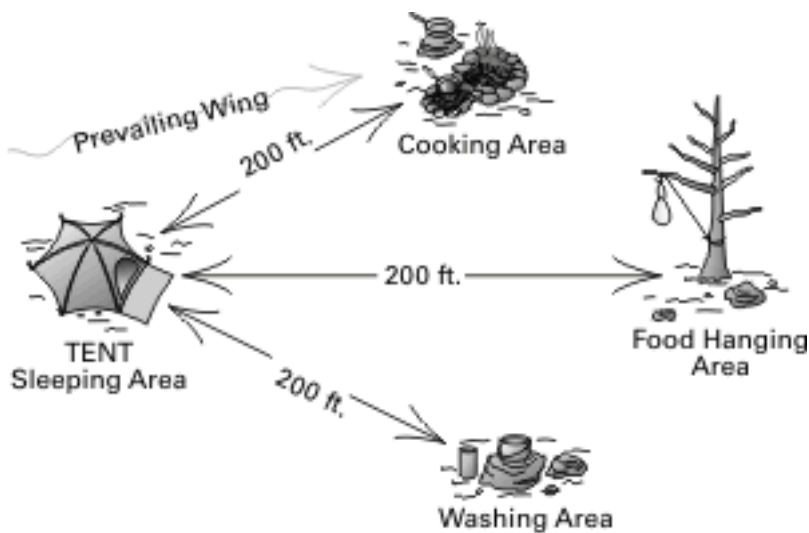


# Wilderness Campsite Set-up

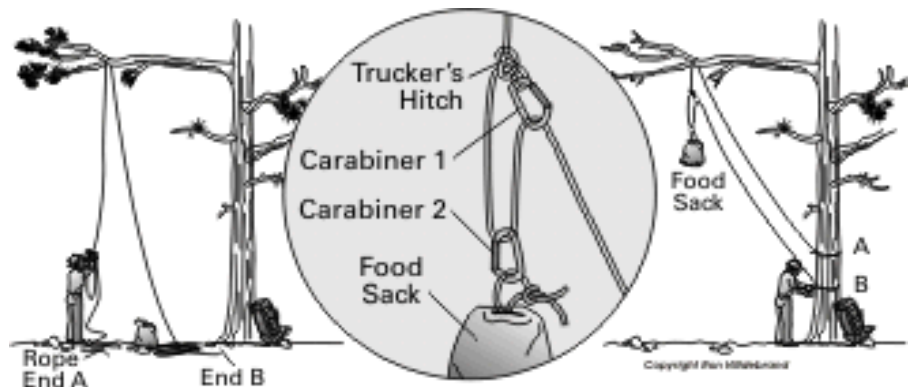



## Sleeping Area

- Tents should be set up on designated campsite or level durable surfaces (i.e. gravel, rock, dirt) or places lacking vegetation or where away from water
- Do not store food clothes you have cooked in or toiletries in your tent!
- Make sure sleeping area is downwind of the food areas.

## Food Storage Area

- Food should be put in air tight containers and put into a provided bear cache
- If no cache provide must hang food 12ft up and 6 ft away from the tree



## Cooking & Eating Area

- Should be done on the most durable surfaces (i.e. provided fire rings), not to damage the vegetation as it will be the highest traffic area
- After meals everything should be cleaned up and put away right away
- To clean biodegradable soap should be used. Waste water should be strained and disposed of 200ft away from any water sources and scattered around not dumped in one area

## Few extra tips...

- Set-up tents on higher ground to avoid flooding if it rains
- Please use designated latrines and if not human waste should be disposed of 200ft away from any water source, trails or campsites in about 6 to 8 inches deep holes and
- Minimize use of campfires
- If you pack it in you should pack it out!